



MODULE 4: LOFT Digital Platform and Business plan development model

Content 4: How to upload contents into the LOFT Digital Platform
for farm promotion



KOCAELI
B:EU:FA



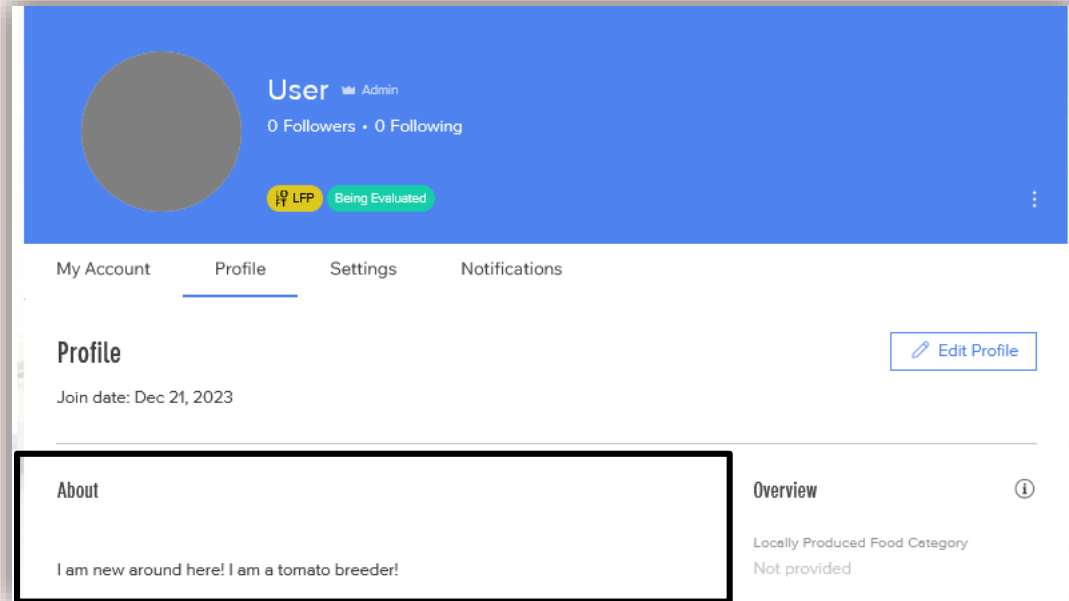
Instituto Universitario de Investigación Mixto
Agroalimentario de Aragón
Universidad Zaragoza



Co-funded by
the European Union

Contents on Profile Page

Every Local Food Producer has a personal profile page. In your profile, you can upload a profile image, and banner image.
In the Profile page, you can edit the "About" section.

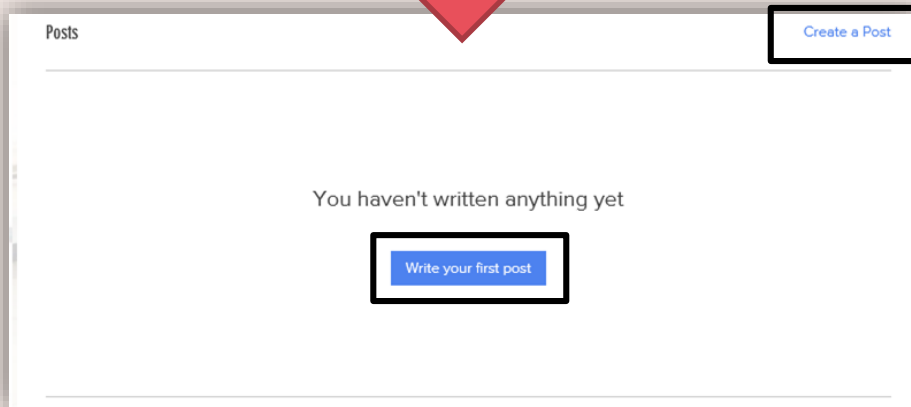
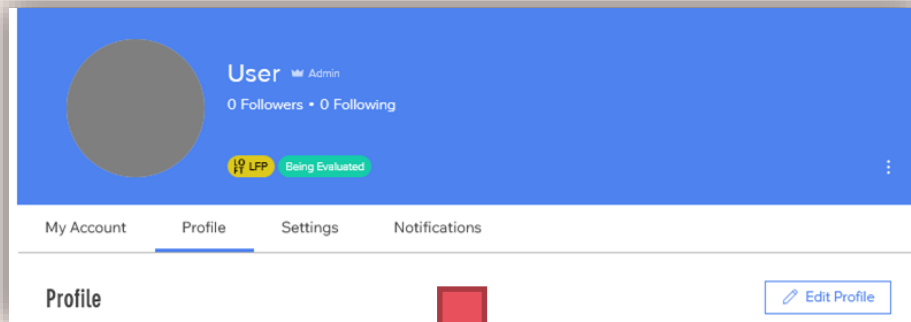


Creating a Post


In the below of "Profile" page, you can create a post to promote your farm or produce.

In "Posts", you can write text, upload video, upload image or even audio files.

Click on "Create a Post" or "Write your first post" button to create a post.



Creating a Post



Title of your post

Main text of your post.

An example video

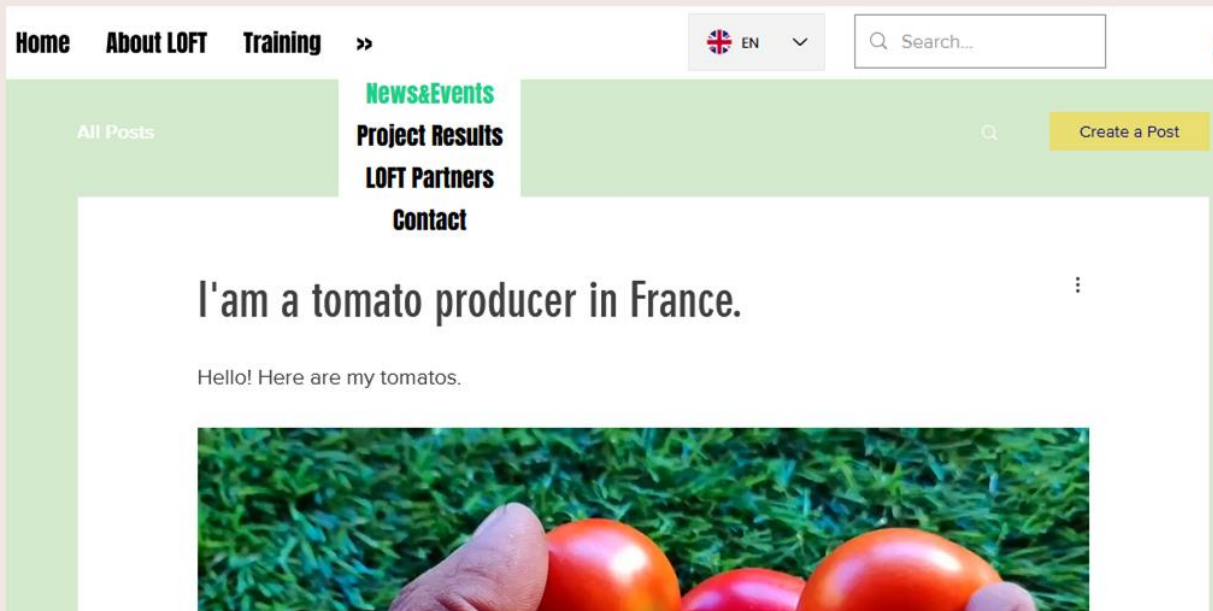
Clickable link as a button

An example image

Other attachments and content options

Click to submit your post on LOFT Platform

Your post can have multiple elements, and you have many options to create your promotional post.



After you submit, all users or all visitors can see your promotional post in “News&Events” section.

You can edit or delete your post later if you want.

[cf. Module 3 - Content 9: How to edit contents](#)