



MODULE 5: Safeguarding Digital Privacy

CONTENT 6: Become acquainted with ways for
securing devices



Fingerprint Scanner


Fingerprint Scanners have become extensively utilized in today's technology to provide individuals with cyber security. Almost all mobile devices currently have this functionality, which can quickly establish a basic security measure.



Source: freepik

A Strong Password


Users must comprehend the significance of not solely relying on fingerprints, but also having a strong password which must be a mix of uppercase and lowercase letters, numbers and symbols. Besides, users should avoid incorporating personal information into their password while creating (e.g., name, surname, birthday etc.).



Source: freepik



While creating a password, avoid these!

- Consecutive numbers (e.g., 1,2,3,4,5,6).
- Personal information such as name, nickname, birthday, anniversary.
- Short passwords.
- Using the same password for a long time.
- Having the same password for several accounts.



Source: freepik



	
JoH/n1^D0e991	JohnDoe1991
,*j0hn91D0e.	John.Doe91
L0F+Pr0jeC+	LoftProject
D!GI//C0M&p	Digi.comp

Source: freepik

EXERCISE

- o We are going to create a strong password together.
- o Write down your name and surname, first.
- o Make some changes with it:
 - i → !
 - t → +
 - l → /
 - o → 0
- o Make some of the letters uppercase.
- o Add characters like, *, -', wherever you want.
- o Do not forget to include numbers (not your birthday!).

Useful links

- [Choosing a strong password](#)
- [How to make a strong password](#)



References

- <https://www.freepik.com/>
- <https://shorturl.at/x03ow>
- <https://shorturl.at/tKTIN>

